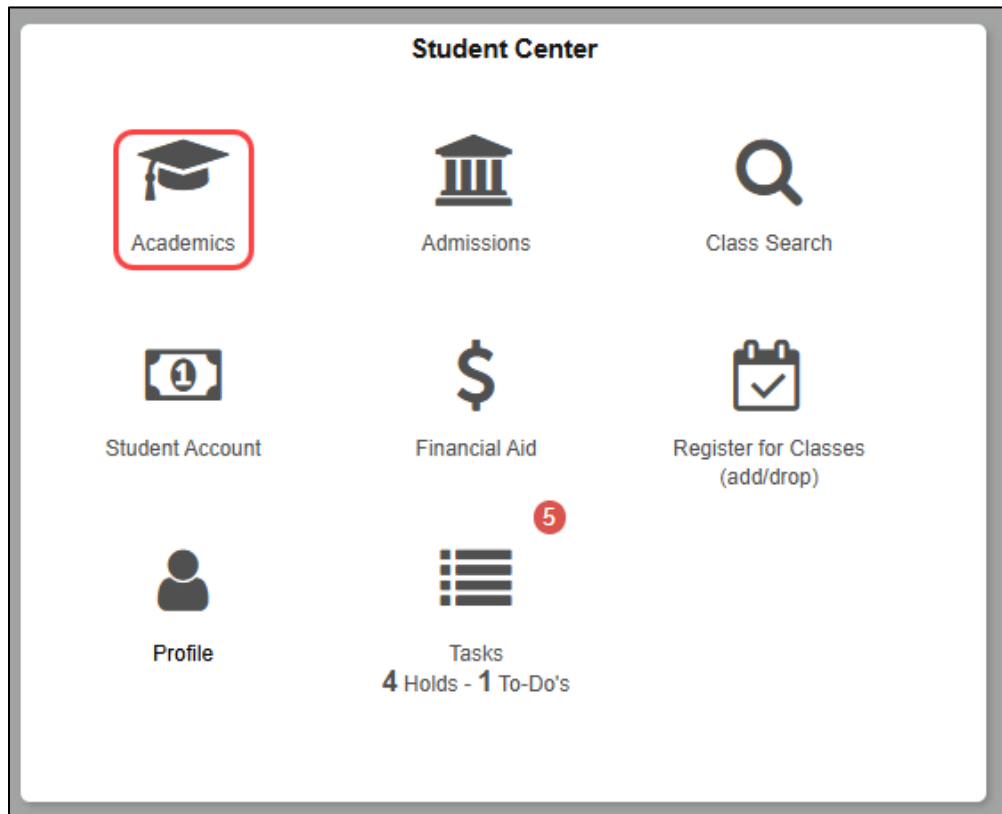
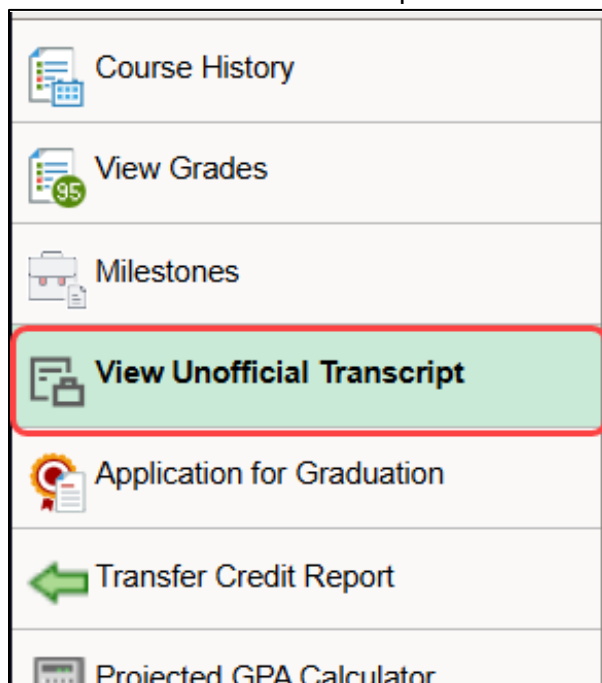


# Viewing Unofficial Transcripts

1. Log into the [UCDAccess](#) student portal.
2. Select the Academics icon within the Student Center.







3. Select View Unofficial Transcript from the left side navigation menu.







# Viewing Unofficial Transcripts

4. If coursework was taken at another CU campus, select the applicable campus. Otherwise, proceed to the next step.

View Unofficial Transcript	
 Course History	University of Colorado Boulder
 View Grades	University of Colorado Denver
 Milestones	
 View Unofficial Transcript	

- a. To change the campus after the initial selection, use the Change button.

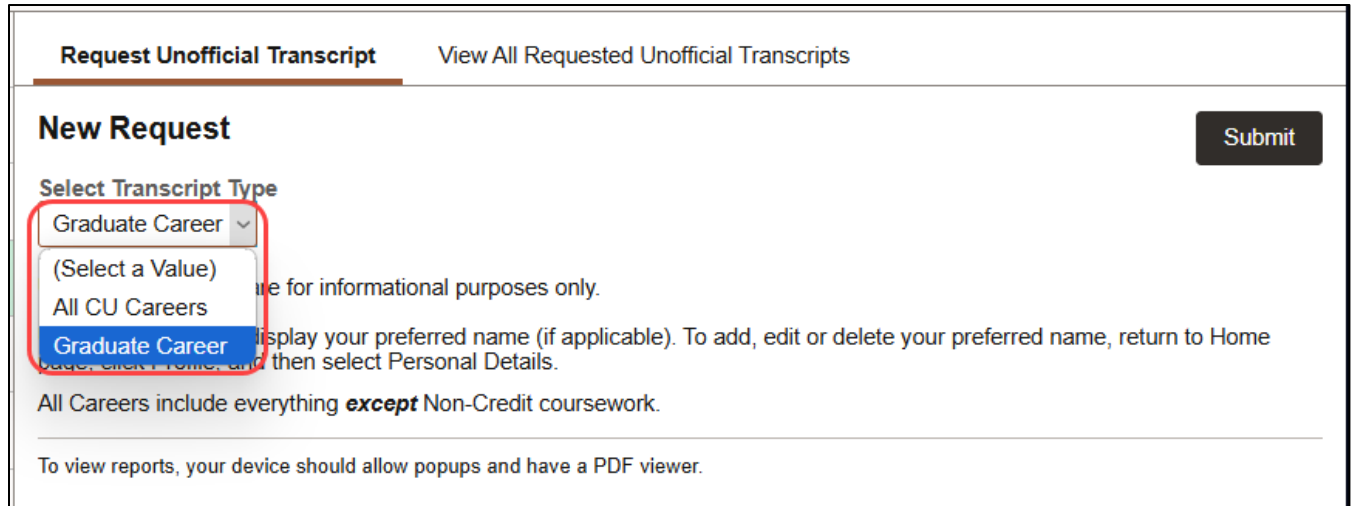
View Unofficial Transcript	
University of Colorado Denver	<a href="#">Change</a>
 Course History	<b>Request Unofficial Transcript</b> <a href="#">View All Requested Unofficial Transcripts</a>
 View Grades	<b>New Request</b> <a href="#">Submit</a>
 Milestones	Select Transcript Type Graduate Career
 View Unofficial Transcript	Unofficial transcripts are for informational purposes only.

5. To create a new request, select the Request Unofficial Transcript tab.

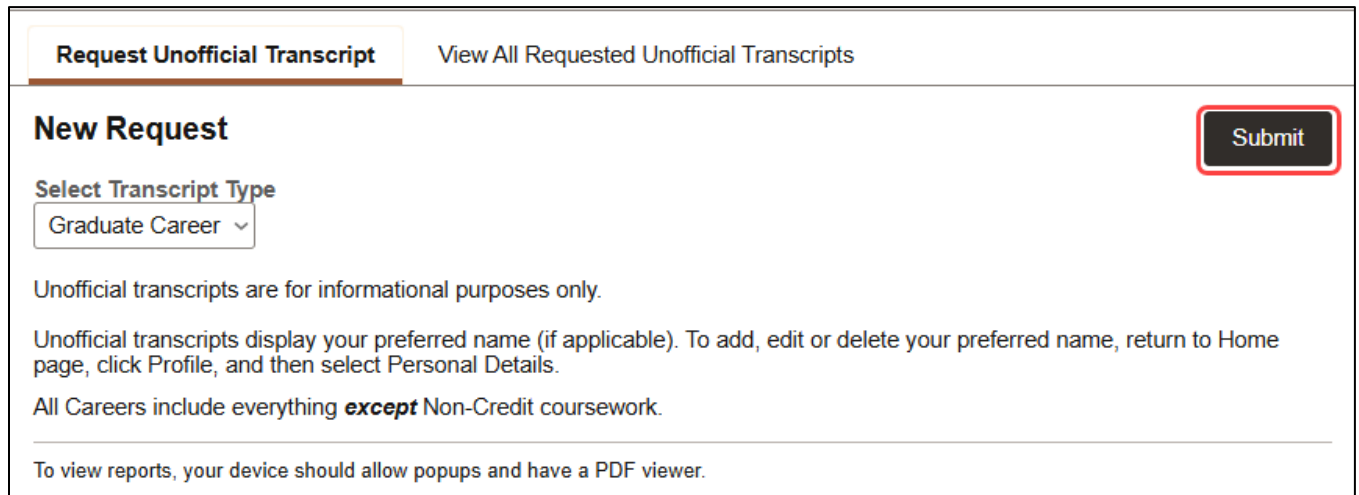
<b>Request Unofficial Transcript</b>	<a href="#">View All Requested Unofficial Transcripts</a>
<b>New Request</b> <a href="#">Submit</a>	
Select Transcript Type Graduate Career	
Unofficial transcripts are for informational purposes only.	
Unofficial transcripts display your preferred name (if applicable). To add, edit or delete your preferred name, return to Home page, click Profile, and then select Personal Details.	
All Careers include everything <b>except</b> Non-Credit coursework.	
To view reports, your device should allow popups and have a PDF viewer.	

# Viewing Unofficial Transcripts

6. Select the desired Transcript Type, then select the Submit button.



The screenshot shows the 'Request Unofficial Transcript' form. At the top, there are two tabs: 'Request Unofficial Transcript' (active) and 'View All Requested Unofficial Transcripts'. Below the tabs is the 'New Request' section. On the right side of this section is a 'Submit' button. Below the 'New Request' title is a 'Select Transcript Type' dropdown menu. The dropdown is open, showing three options: 'Graduate Career' (selected and highlighted with a red box), '(Select a Value)', and 'All CU Careers'. Below the dropdown, there is a text area for a preferred name, followed by instructions: 'To add, edit or delete your preferred name, return to Home page, click Profile, and then select Personal Details.' Below this is a note: 'All Careers include everything **except** Non-Credit coursework.' At the bottom, there is a footer note: 'To view reports, your device should allow popups and have a PDF viewer.'



This screenshot shows the same 'Request Unofficial Transcript' form, but with the 'Submit' button highlighted with a red box. The 'Select Transcript Type' dropdown is now closed, and 'Graduate Career' is the selected option. The rest of the form content remains the same as in the previous screenshot.

The system will generate and display the unofficial transcript in a new browser tab. If the new tab does not open, please check and adjust the browsers' pop-up settings.

7. **To view previously requested unofficial transcripts**, select the View All Requested Unofficial Transcripts Tab. Select the View Report button to view the transcript that was requested on the specified request date.

# Viewing Unofficial Transcripts

Request Unofficial Transcript

View All Requested Unofficial Transcripts

Previous Requests

View Report	Request Date ↑↓	Request Number ↑↓	Description ↑↓
<a href="#">View Report</a>	09/17/2025		Graduate Career
<a href="#">View Report</a>	05/27/2025		All CU Careers
<a href="#">View Report</a>	05/21/2025		All CU Careers
<a href="#">View Report</a>	05/21/2025		All CU Careers
<a href="#">View Report</a>	05/19/2025		All CU Careers
<a href="#">View Report</a>	05/17/2025		All CU Careers
<a href="#">View Report</a>	04/21/2025		All CU Careers
<a href="#">View Report</a>	01/06/2025		All CU Careers
<a href="#">View Report</a>	06/25/2024		All CU Careers

The system will display the transcript in a new browser tab. If the new tab does not open, please check and adjust the browsers' pop-up settings.

To learn more about requesting official transcripts, please visit the CU Anschutz Office of the Registrar's website: <https://www.cuanschutz.edu/registrar/student-resources/transcripts>.