

Presenting Successive Activities in Poll Everywhere

Presenting Successive Activities in Poll Everywhere	1
Presenting all Activities in a Folder	1
Insert Selected Activities from a Folder	2
Convert the Activities in a Folder into a Survey	3

There may be a need for you to present multiple activities in succession (meaning in a row, not the tv show). There are a few ways we can do this.

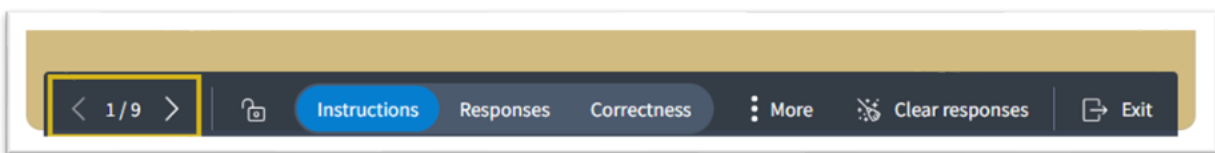
When using activities that are grouped in a folder, you have the following options:

Presenting all Activities in a Folder

You can present all activities in the folder, one after the other when presenting in Poll Everywhere. This is useful if you want to present all the activities in the folder in a sequence or if you want to ensure that all of them are presented.

When presenting an activity in Poll Everywhere, you will notice a control on the left side of the presenter’s control panel that appears at the bottom of the screen when presenting. The control shows the activity being presented from the folder list. In the following example, the control reads 1 of 9, meaning the first activity out of the nine in the folder is being presented.

You can scroll through the activities in the folder by clicking the right or left arrows. The presentation view will be updated with the new activity.



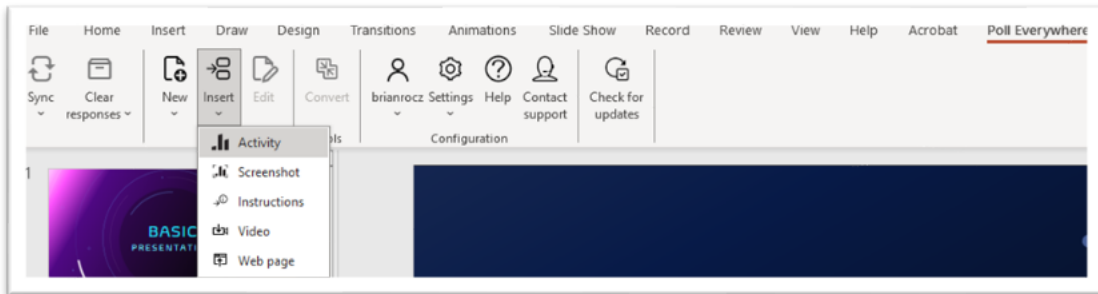
Insert Selected Activities from a Folder

You can insert selected activities from a folder into your PowerPoint presentation.

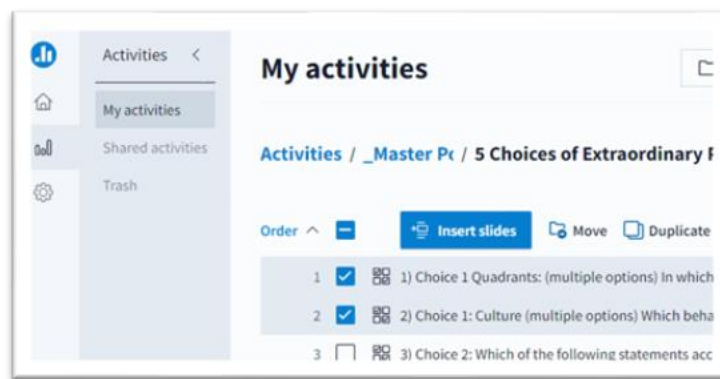
This will only insert the single slide versions of the activities as opposed to the 3-slide option that includes the Instruction, Responses, and Correctness slides. If you prefer the 3-slide activities in your presentation, you must insert each activity individually and select the 3-slide option when inserting the slides.

To insert multiple activities into your PowerPoint presentation:

- Click the Poll Everywhere tab to open the menu ribbon.
- Click Insert then Activity



- In the Poll Everywhere window, select the activities you want to insert into your PowerPoint presentation.

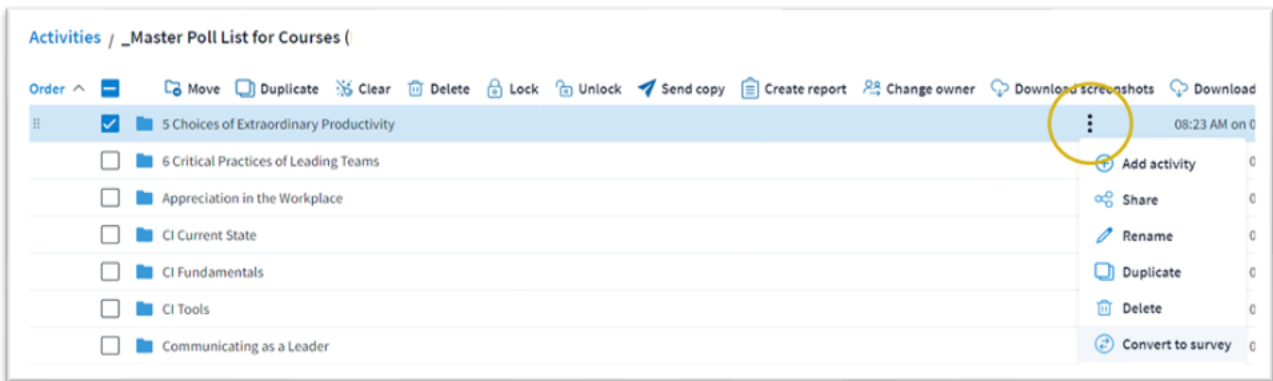


Convert the Activities in a Folder into a Survey

This will convert the folder into a survey. This is useful if you want to collect data from respondents on all the activities in the folder.

To convert the folder to a survey, follow these steps:

- In Poll Everywhere, select the folder that contains the activities you want to convert into a single survey type activity.
- Click the three-stacked dots to open the sub-menu
- Click on the **Convert to survey**.



Note: Activities in a shared folder cannot be converted into a survey activity.